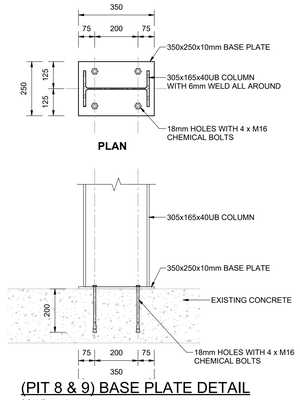

(PIT 8 & 9) BASE PLATE DETAIL

SCALE: 1 : 10

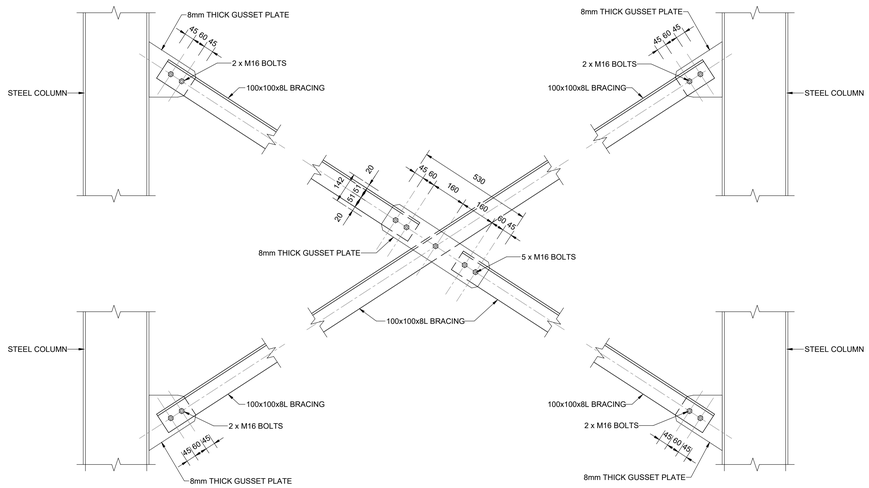

(PIT 8 & 9) CROSS BRACING CONNECTION DETAIL

SCALE: 1 : 10

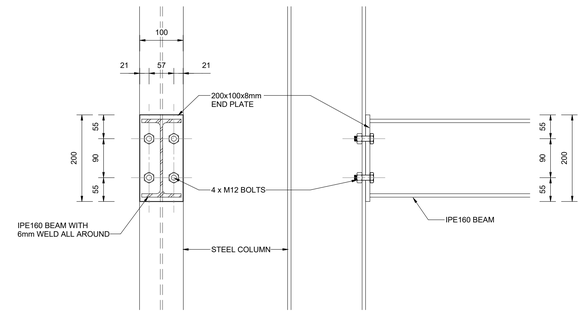

(PIT 8 & 9) BEAM TO COLUMN CONNECTION DETAIL

SCALE: 1 : 5

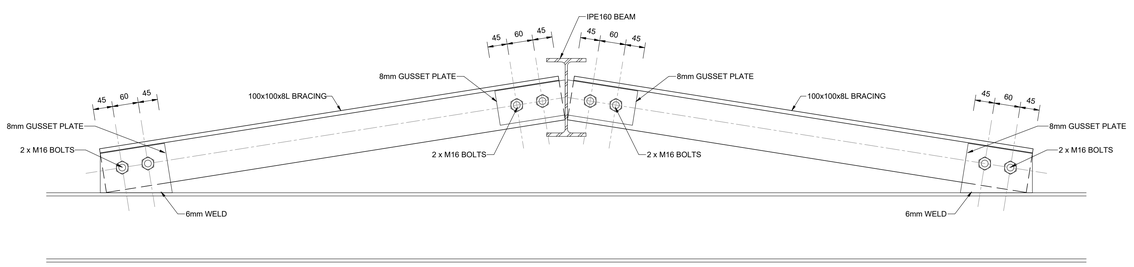

(PIT 8 & 9) BEAM TO ANGLE BRACING CONNECTION DETAIL

SCALE: 1 : 5

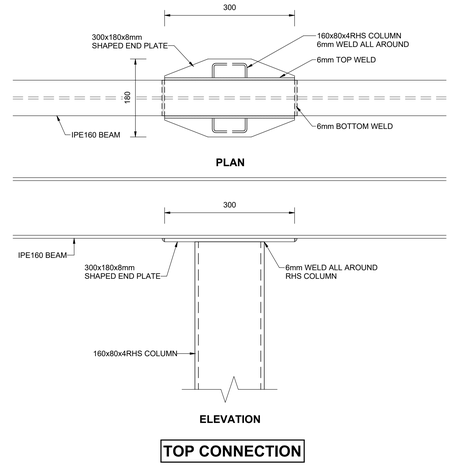

(PIT 8 & 9) RHS COLUMN CONNECTION DETAIL

SCALE: 1 : 5

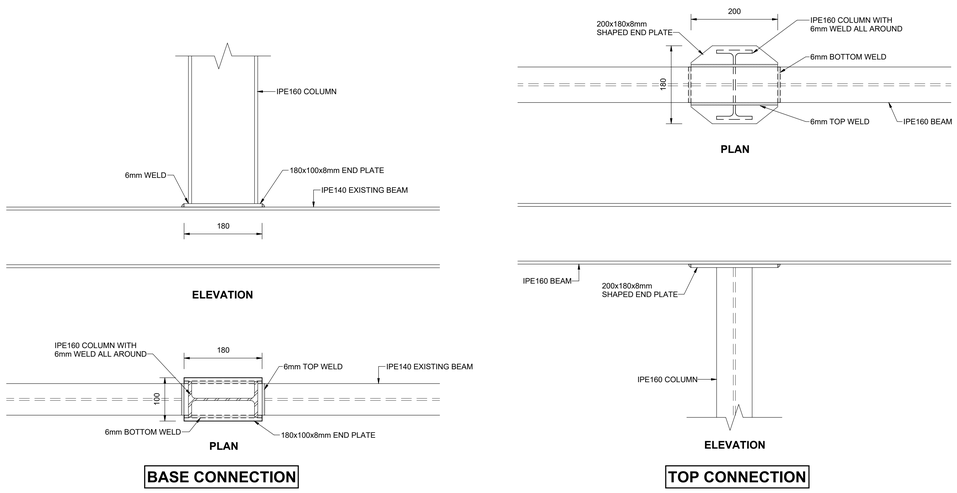

(PIT 8 & 9) IPE160 COLUMN CONNECTION DETAIL

SCALE: 1 : 5

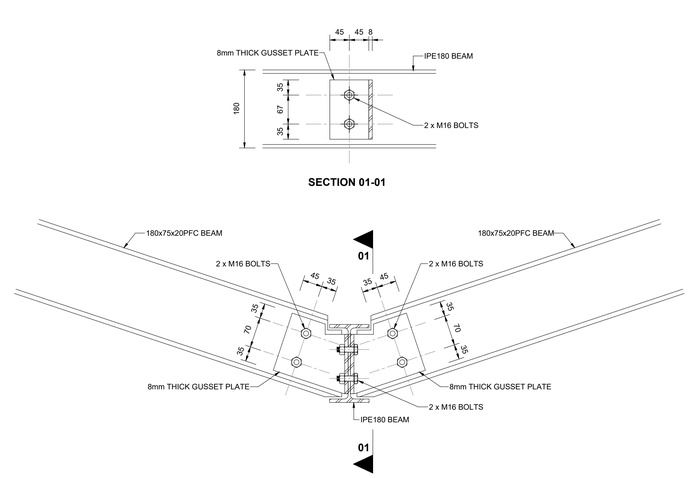

(PIT 8 & 9) BEAM TO SLANTED BEAM CONNECTION DETAIL

SCALE: 1 : 5

ALL DIMENSIONS AND LEVELS ARE TO BE VERIFIED ON SITE BY THE CONTRACTOR BEFORE COMMENCING ANY WORK.

This document and all the information thereon remains the property of GIBB (Pty) Ltd. and may not be copied, reproduced or transmitted in part or in full without the written consent of GIBB (Pty) Ltd. This document should not be relied on nor used in circumstances other than those for which it was originally prepared and for which GIBB (Pty) Ltd. was commissioned, as defined on this document. Refer to the contract for full terms and conditions.

GIBB (Pty) Ltd. shall not be liable for the consequences of using this document other than for the purpose for which it was commissioned. Any user and any other person using or relying on the document for such other purpose, will by such use or reliance be taken to confirm his agreement to indemnify GIBB (Pty) Ltd. for all loss or damage resulting there from.

ON ORIGINAL

0 5 10 15 20 25 30 40 50 60 70 80 90mm

GENERAL NOTES:

FOR GENERAL NOTES REFER TO DRAWING J42000_33-GIB-S-BL-GA001

ISSUED FOR APPROVAL

No	Date	Details	Chkd	Appd
B	2026-10-29	ISSUED FOR TENDER	N.P	M.DP

Revisions

Client
Be moved
prasa
PASSENGER RAIL AGENCY OF SOUTH AFRICA
Umjantshi House 30 Wolmarans Street BRAAMFONTEIN
Private Bag X101 BRAAMFONTEIN, 2017
Tel +27 (0)11 013 1607

Architect
N/A

GIBB
INFRASTRUCTURE & TRANSPORTATION
Head Office - Johannesburg
3rd Floor, Building 4
Ida North Street, Houghton Estate
Westbank, 2196

Project
BRAAMFONTEIN ROLLING STOCK PROVISION OF EMU SAFE ROOF ACCESS

Description
STRUCTURES
PIT 8 & 9 - TYPICAL CONNECTION DETAILS

Approved By
M. Du PLOOY Pr Eng. Tech 201570355

Drawn By	Designed By	Reviewed By
Z. SIKADE	N. PILLAY	M. DU PLOOY

Scale	Date
AS INDICATED	2026/10/29

PRASA Dwg. No

Rev: B

Project No

GIBB Dwg. No: J42000_33 - GIB-S-BL01-GA105

C:\Users\zsikade\Desktop_gibb.co\Documents\4- Braamfontein\J42000_33_PIT BRAI\DRAFT TRAIN ROOF ACCESS.rvt